

How to
Set up a file for
Cricut Embossing

6.75 x 9.25"
(Max PTC Size)

Panel size variable (to match blank)
4 x 5.25" in my example

leave room for tape

image and panel
are mirrored
(wrong-reading)

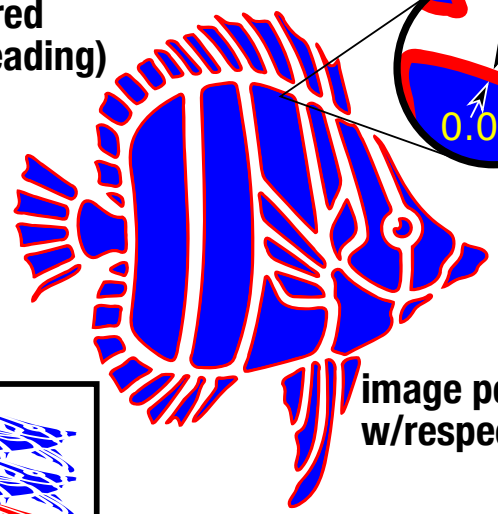




image positioned
w/respect to panel




score image duplicated & stacked

EVERYTHING MUST BE ATTACHED

Stencil cutting pass

set to write
STILL ATTACHED
set to write



set to
print

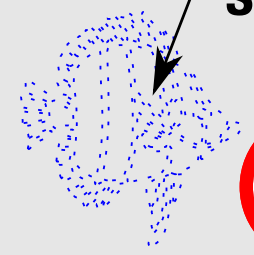
score layers hidden

Debossing pass

set to print

all other
layers
hidden

score
layers
set to
score



STILL ATTACHED

for related files and videos please visit cleversomeday.com